



AFFILIATE CASHFLOW

By: Kevin Whitsitt

Table Of Contents

01	Introduction
02	Starting Point?
04	Social Media Health?
06	Tik Tok and More?
08	The Bird?
11	Linkedin
15	Facebook
17	Blogging
20	Mental Battle?
23	Email?
24	CPC marketing
25	Closing

Introduction

We live in crazy times, right?

One book I'm a HUGE fan of is *Antifragile*, basically it's good to have multiple sources of income.

This way when there is a problem with 1 you're not weak.

Also, if you have a job you hate (I used to) you have the power to change.

If there is a problem in my life (it's 100% MY fault) not my bosses or anyone else.

Your life is NOT your boss's responsibility. Taking 100% responsibility for your situation is one of the best things you can do.

Affiliate marketing is just 1 option to improve your life.

Plus, anyone can do it, anywhere, anytime and it's SUPER fun (at least I think it is).

I've been doing affiliate marketing for WELL over 10 years. I Made TONS of mistakes (still do) and my goal is to share a few things I feel can be helpful.

The challenge with affiliate marketing (like anything) is the learning curve.



Starting Point?

The picture above is of David (like in David VS. Goliath) I took in Naples Italy.

You're like David and the Internet is Goliath.

Nowadays, more people have less patience. If you don't get paid quickly you are more likely to quit especially when there are SO many things pulling at your time right?

There is a saying that the first paycheck is the hardest.

Getting paid quickly for doing the least amount of work is going to psychologically help you to continue (I really believe so).

Plus, it might prove it to your partner or family!

The FIRST place **I would recommend is this right HERE**. This guy might just be an asshole, but he is going to get you paid quicker than anything else.

Below is a picture of the Berlin Wall (great message).



Starting Point?

Also, he is going to help get you paid the MOST I think.

Plus, I still use his material YEARS after discovering it and keep going back to it (getting high on my own supply).

Now, just learning doesn't get you paid you have to use it.

The key to affiliate marketing is applying what you have learned.

Some people are constantly learning and don't apply what they have learned and thus don't earn money (I've been guilty of this).

It's NOT easy to figure out what affiliate products to share with the world and **this training HERE can help.**

Once you have an affiliate offer now comes the fun part with promoting it and actually getting paid.

Cha - ching!



Social Media Health?

I have to say this, but at the time of this report, there is "a lot" of negativity on social media.

Hurt people, hurt other people!

Remember - You don't have to attend every argument you're invited to. In fact, it's ok to pass.

If you do scroll social media posts be aware of your emotions. Are you feeling angry, envious are stressed?

If so, it's ok to stop scrolling go outside, and maybe take a walk.

Your mental well-being is more important than anything really!

One of the best tips EVER is to turn off push notifications on your phone! You know a ding when someone makes a comment on your post and distracts you.

You run social media and it doesn't run your life, right? **Here is a video** that will walk you through how to do this for an iPhone.

For an android **here is a video** that shows you how to do this. Hope this helps!



Social Media Health?

The picture above is a complaint area in Rome. People complain about shit even without social media.

Social Media just exposes people for who they are. It can be a positive place or a negative one! What you seek you will find!

Also, these internet companies make LOTS of money and have LOTS of power.

Every time you post something online - tech companies earn money. If they are making money off YOU shouldn't you have a chance to earn some money?

I think yes and affiliate marketing is a wonderful way to do this.

Plus, psychologically you will feel free and empowered when you earn money on your own instead of punching a clock.

This empowerment might just be the best thing.

The picture below I took of a girl getting turned into a tree. I found it in a museum in Rome Italy. Cool right?



Tiktok and More?

I'm sure you know about Tiktok and how powerful it is. For the least amount of effort, you can get the MOST views for FREE.

You can put a link in your TikTok profile but you need to convert a personal profile to a business profile.

It's very easy to do and [this website HERE](#) walks you through how to do it.

If TikTok is giving you trouble with the affiliate link you can always create a LinkedIn article or post talking about your offer (maybe put a few affiliate links in it) and then link to it from your TikTok profile.

At the end of your Tiktok video tell your viewers what you want them to do (click on the link in your profile.)

If you don't want to show your face you could always use free [stock photos or videos instead HERE](#). Then just write your message, but it will take more time.

Also, it's MUCH better to show your face.



Tiktok and More?

Above is a picture of me, do you know where I'm at?

Yea, Palace of Versailles in Franch. Lots of history at this place.

Another idea, that I do is to write my website name on my video. Make it as easy as possible for someone to visit. (dummy-proof it)

You could do the same thing, purchase a domain name and just stick an affiliate link on your website.

Just make sure the domain name passes the radio test. This means if someone hears it they can type it.

Oh, and you want to use 3-5 hashtags relating to what your video is about. Anything that is helpful that is related to your affiliate offer can do.

What is cool is you can take the same video and upload it to Youtube Shorts and Instagram as well.

With Youtube shorts, I believe you can put the affiliate link in the description. If I'm wrong bounce it off another website.

With Youtube shorts, you just want there to be #shorts in the title and in the description.

Oh, **and the same guy HERE** also helps you create titles you can use to get more views. It's the same training I mentioned earlier.

With Instagram you want to use as many hashtags as possible. There are many tools that can help you with hashtags, but **I like this one HERE.**

Hashtags just help your post get seen.

These 3 platforms can help you get affiliate commissions for VERY little work. Plus, it's easy to create content - **Little victories -> big victories!**

The Bird?

Another Social Media platform I love is Twitter.

Now that Elon Musk owns the platform I'm not sure what is going to change.

There are 2 ways to use Twitter for our benefit of making money online.

There is the auto-tweeting way and the FREE way.

I enjoy the auto-tweeting way which involves loading up tweets and having a service automatically tweet them out.

The reason I like it so much is that it works and is SUPER easy.

You can think of it as a little autoresponder service.

Autoresponder sends out emails automatically.

Sadly, the service I used to use recently stopped working (cry, cry).

The next **best one is this one HERE**. The good news (and bad news) is you can use it for more than Twitter.

The reason I like it is that it recycles posts and you can set it up and forget about it. For other tools, you have to go there once every 1-2 weeks and re-submit what you're going to post.

You can also use it with more than 1 Twitter account.

There are also many ways to get a free email account and the place I use **is this one HERE**.

All I do is follow people interested in my niche. People that don't follow me back I unfollow. Over time I've grown Twitter accounts and I have one with 5,933 followers.

The Bird?

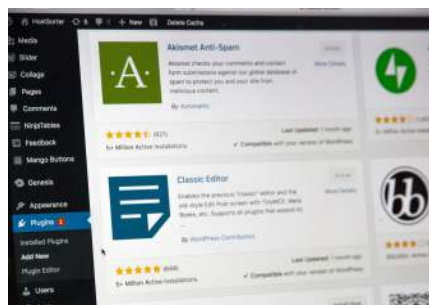
Here is a free tool that helps you unfollow people.

If you're wondering what to Tweet about it could be quotes you like, tips, your Youtube videos, blog posts you made, or anything else.

The main thing is to give value and you're also doing that when you follow them.

I like to mix things up and tweet a variety of things that are helpful.

When it comes to affiliate links I usually put them in a blog post, so that way I earn money from ads and affiliate sales.



You can also put affiliate links in Twitter directly, but it's best to use them sparingly. Not every tweet should be an affiliate promo.

Some programs are accepted and some are not. CJ, Sharesale, Amazon and I believe JVzoo are accepted.

If the program you want to promote is NOT accepted you can always put the link in LinkedIn or Medium post and share that.

Also, when it comes to how often to tweet I do it once every 2 hours. I also LOVE listening to the news or a podcast as I Follow and unfollow Twitter Users.

The Bird?

The free way is to use the advanced Twitter search feature that **you can find [HERE](#)**.

Then what you want to do is look for someone that is complaining about something your affiliate product will solve.

Maybe you have a training program that helps someone with affiliate marketing **like [this one](#) [HERE](#) I like**.

Look for someone who is complained about not having affiliate sales. You can do this with the advanced Twitter search.

Then when you find that tweet you want to leave a comment saying that you felt just like them and then you found something that works. I'm happy because it does work, DM me for details.

When they DM you then you simply provide your affiliate link.

Do you see how this is more of a pull rather than you trying to push your products on people?



LinkedIn?

The last picture was the gate of Hell I saw in Paris France, don't let that pull you in right?

LinkedIn is another VERY powerful platform because you can have 30,000 friends that are targeted.

Plus, there is good organic reach.

The easiest way I've found to add friends is through the mobile app.

On the app go up to the search bar and type what describes your target audience. One of my terms is affiliate marketer!

Then click on see all people's results.

Then click on the filter button next to people. You want it to show 2nd and 3rd connections.



1st-degree connections are people that are your friends. 2nd-degree connections are people that know someone who is your friend.

3rd-degree people are people that know someone who is a 2nd-degree connection.

Then next to their name on the right side is a button with a plus icon near a person.

Push that button and you will send them an invite to be your friend.

Linkedin?

I think you can do 100 invites at a time. 100 invites in the morning and 100 invites in the evening and before you know it you will have 30,000 targeted people as friends. Cool Right?

When it comes to your profile the main thing is you want your website link in it. You could also put up a Youtube channel if you don't own a website. The profile is prime real estate you can use for your benefit.

The next step after you have friends is your going to promote an affiliate offer in the newsfeed.

When it comes to posting it's good to mix things up. Maybe some quotes, helpful tips, affiliate offers, and if you make Youtube videos upload your video directly to Linkedin.

Oh, you can take your affiliate link **to this site HERE** and have it shortened.

The picture below is one I took of a little person rocking a club in Barcelona, Spain. He was a great dancer!



Linkedin?

There are different ways to promote your affiliate link and **this training HERE** can open your mind to different ways to do this. It's the same training I mentioned earlier.

The truth is we live in the entertainment age, and being a little different from other people will get you noticed.

Reminds me of a great book I read called *Differentiate or Die*.

When it comes to posting your affiliate link. It helps to be a little bit of a ninja.

If you post a clickable link - LinkedIn will kill it (meaning nobody will see it).

The reason nobody will see it is because LinkedIn does not want you to leave the platform. If you leave they lose money.

This is also why you want to upload your Youtube videos directly to the platform and not just post the link.



Linkedin?

The image above is of the King of Austria defeating the Turks (I think in Ivory). Cool right, look at the detail.

After your promo (you will learn how to do this **from the training HERE**) all you have to do is put a space in the link this way it's NOT clickable.

When it's NOT clickable more people will see it. Then simply tell people to remove the space.

Http://bit .ly/2j6AychH (Remove the space to create the link)

There is also something called Linkedin Groups (Just like Facebook Groups).

When it comes to groups it also helps to be a ninja. The method that has worked BEST for me is the Trojan Horse method.

You would give the group a gift and in that gift is your affiliate links. I great gift is an eBook.

It takes time to write a book right?

Writing a book seems intimidating, but there is software that makes it "super" easy. In fact, I'm using that software for this eBook.

It's actually the cheapest software I've found to create them.

There is a coupon code that will save you an extra \$20.77 which is **starwars**. You can **click on the link HERE to view the price**.

Apart from groups, there is a lot you can do with eBooks. You can give them away as bonuses if someone signs up for your email list or purchases a product.

You can sell the eBook and earn money. You can put affiliate links in the eBook.

Plus this software makes it very easy to create. Heck, there is freelance work, you can repurpose blog posts and more.

Facebook (Meta)

There is also an Instant messenger that can be used for LinkedIn. I'm going to explain how to market affiliate offers on messenger using Facebook (Meta), but you can do the same with LinkedIn.

With Facebook, you want to add friends in your target niche. The most friends you can have is 5,000.


The easiest way to do this is to find groups in your niche. Then simply add people as your friend. I believe you can add 30 at a time. Maybe add 30 people in the morning and 30 in the evening.

Before you know it you will have 5,000 friends. The same strategy with posting affiliate offers on your newsfeed you can do with Facebook.

The group strategy of giving away short eBooks can also be used with Facebook groups.

Your eBooks don't have to be long they could be 10 pages of tips and a few affiliate links.

When it comes to promoting affiliate offers in messenger it's more of a pull strategy. You don't want to be pushy!



Facebook (Meta)

In the picture above I took over the Berlin Wall of a caveman pulling a girl somewhere (probably his man cave). Hey, at least he didn't club her over the head and drag her back.

All your doing is sorting through people. Your fishing and when fishing you let the bait do "all the work."

You can also copy and paste short messages similar to the ones I have below.

For example, if I'm in the affiliate marketing niche I would start with something like, "I see your affiliate marketer like me, how is your affiliate business going?"

If they don't respond then I'll move on to another person. If they respond, I'll say something like "are you interested in an easier way to earn money with your affiliate business?"

If they say NO, then I'll move on to another person.

If they say Yes, then I'll say something like I found something that helped really helped me - check this out, and let me know what you think?"

Then give them your affiliate link. If your affiliate link doesn't work then put the link in an article, Youtube video, or domain name.

The great thing about Facebook Messenger is it has a VERY high response rate.

What I love about the messenger is your networking with others and you may find out what other people are doing.

Sometimes other people will share what is working for them and maybe it could help you.

You could probably do the same strategy with Instagram DM, but

Blogging

I like Facebook, so I can type on my laptop keyboard.

Now comes the Big leagues meaning blogging and Youtube.

After you have gotten paid from affiliate marketing you can start to think more long-term.

What is NICE about blogging you do the work once and can get paid WELL into the future (**like a digital real estate asset**).


Plus, many people overlook blogging because it's NOT sexy. This means there could be less competition for the term you want to rank for.

Oh, and you can repurpose your blog post, which is what I LOVE. you can read half of it as a Youtube video. Post the blog on LinkedIn, Medium, and Quora.

You can suck the sound out and make a Podcast with it.

Oh, you can EVEN get ideas to make TikTok videos from them.

My Strategy is I start with a blog post and repurpose the information "everywhere" linking back to my blog post where I earn money from ads, affiliate links and build my email list.



Blogging

The painting above is of Venus the goddess of love. Next to her is a child eating honey, getting stung by bees.

That is love, right? I thought it was a great painting and found it in Rome.

Oh, and there is MORE good news from a blog. You own the blog and you don't own a social media channel.

This means in the future you can sell it if you want.

You can also run ads on the blog. You can make MORE money from ad revenue on a blog than say Youtube.

Plus you have MORE control over a blog than say Youtube or Tiktok.

With social media you're playing in someone else's sandbox and have to play by their rules.

With a blog, you OWN the sandbox. Cool right?

The bad news with a blog is it can take longer to rank in Google.

Also, you 100% have to get training. **This team HERE** that I'm recommending is the by far the BEST with blogging.

They are good at Youtube as well.



Blogging

The above picture is of all the different James Bond actors I took at the Spy Museum in Berlin. Really cool museum.

The negative part **with this training HERE** is there is WAY too much information.

It's easy to ALWAYS be learning and never to do anything.

Just remember to spend at least half of your time marketing (you know putting out content).

The other half is sharpening the axe (getting smarter / learning).

When it comes to making Youtube videos I personally believe that focusing too much on quality is attached to the ego.

It doesn't have to be perfect. Get a video camera that has 1080P with some decent sound and you're good.

I share an easy way to make **Youtube thumbnails Free HERE**. I use this and it literally takes me under a minute.

You will also get trolls and hate with your videos. Remember someone has to have a shitty life to consume your content and shit on you.

I feel sorry for people that are trolls and hate. This is how I mentally deal with shitty comments. Really mean comments I don't engage with.

Honest criticism and feedback I do engage with.

One more tip with YouTube is you can start with a story. A story can pull your audience in and that is important.

Just remember to have some type of call to action at the end of your video like telling your viewers to click on a link.

Mental Battle?

When it comes to creating content online there really are "MANY:" benefits.

One is it's free. The internet is an opportunity and you can use it for good or evil.

Before the internet I used to market over the telephone buying leads from list brokers.

Now, I can talk to MORE people for free. I think that is a positive thing.

Creating content also helps your brand and builds trust. People get to know you more and this can help you gain business in the future.

The third reason is that it's fun. If you're NOT having fun creating content then you NEED to figure out a way to make it fun.

By having fun you are more likely to continue. I recommend writing about topics you want to learn more about.



Mental Battle?

This way if I earn 0 money and 0 people see my content I STILL WIN. **I write for myself first.**

I also take many breaks. How do you eat an elephant? One bite at a time.

This means working for a little bit and then taking a break. In fact, sometimes I get up and read a few pages of a book, watch 1 minute of a video, or eat some chocolate.

Someone can ONLY focus so long. This is also supposed to be fun NOT torture.

Creativity needs some breathing room. It's ok to do nothing at times and I don't give myself deadlines. **It's done when it's done.**

Another way to look at creating content is your documenting your journey. Plus you learn more by sharing!

It could seem that writing a 1,000-word blog post is intimidating. The truth is if you have 5 subheadings - instead of writing one 1,000-word blog post, you are writing 5 posts that are 200 words each.

Do you see how much easier it is to swallow? 200 words is EASY.



Mental Battle?

The last picture I took in Lisbon Portugal, was some cool street art.

Another tip that helps me is background music. I love video game background music.

I feel like I'm playing a game that I get paid for.

The main thing is you want to be writing about stuff you're interested in. This is also why my blog isn't too narrow on a niche so If I get bored and I learn and talk about something else.

The next mindset tip is "when you don't judge other people you don't judge yourself." When you don't judge yourself you will be happier.

I got it from Gary Vaynerchuck and It's one of my favorite sayings.

Don't judge your content or anyone else.

Maybe I'm on tip 7, but the best way to get better at anything is to do it more. The more you write the better you get at it. Just keep writing even if you think you suck.

It's the same with videos.



Email?

Lastly, with creating content the first step is the hardest. I like to start my content almost the same, so I get momentum.

Another **HUGE plus to this team HERE is the community.**

Let's be honest making money online can be lonely. Connecting with like-minded people is a huge benefit.

They also update their training a lot and do provide a shit ton of value.

After you figure out blogging or Youtube (maybe both) then as an option you can move into Email marketing.

Email marketing is great because you own the list. Plus, you are going deep and this is where the money is.

It's easier to market to someone who has already purchased from you than a brand-new person.

Plus, you can continue to market to someone well into the future.

But, I've blown your head up with TOO much information as it is. Don't think about Email Marketing if you haven't gotten 1 sale yet.

That is putting the cart before the horse.



CPC Marketing ?

The 4 horses above are the famous ones from Venice Italy that sit on top of the church. They stole it from Istanbul who probably stole it from someone else.

Then Napoleon from France stole it and somehow Venice got it back.

One more thing I want to talk about is CPC affiliate marketing. CPC is when someone fills out a form and you earn money. This means nobody has to buy anything.

I created a guide to it [HERE](#) and I've been very impressed with this network. Some of their offers are REALLY nice.

I have to mention it, just to blow up your head even more.

The last thing I want to talk about is paying for advertising. Once you actually are in profit you can take some of your profit and invest in ads.

Paying for advertising is when you pay \$2 and expect to earn \$1.



Closing

Paying for advertising is an advanced tool and best to ONLY think about when you're in profit.

With business, it's easy to spend yourself out of business. When you make money then you can re-invest some back into your business.

The picture above is of a famous ride at Oktoberfest in Munich Germany.

There is an escalator that pulls people up to a slide. It looks easy and I jumped on it and fell completely on my ass (in front of many people).

You will probably fall down in this business. It's important to pick yourself up.

It's also important to be patient, which is the hardest part of this business.

I hope I gave you some food for thought about what was possible with affiliate marketing. Hopefully, I at least pointed you in the right direction.

I know I gave you TOO MUCH in this eBook and it's because I care.

If you have any questions, comments, concerns the best way to reach me is [my Youtube Channel at this link HERE](#).





Thank You
I appreciate your time

Have a great rest of your day!